


## GALA MDP 150

230 V / 50 Hz

### MODULAR ICE CUBE MACHINE

#### FEATURES CARACTERÍSTICAS

- ▶ **PRODUCES SOLID GOURMET CRYSTAL CLEAR ICE CUBES**  
PRODUCE CUBITOS GOURMET MACIZOS Y CRISTALINOS
- ▶ **A3S: ANTI-SCALE SPRAY SYSTEM. ITV PATENTED SPRAY SYSTEM WITH FLEXIBLE NOZZLES THAT AVOID LIMESCALE DEPOSITS WITH SMALL VIBRATIONS**  
A3S: ANTI-SCALE SPRAY SYSTEM. SISTEMA DE SPRAY ELÁSTICO PATENTADO POR ITV QUE EVITA LOS PEQUEÑOS DEPÓSITOS DE CAL MEDIANTE VIBRACIÓN
- ▶ **HIGH EFFICIENCY MACHINES WITH LOW ELECTRICAL CONSUMPTION**  
MÁQUINAS DE ALTA EFICIENCIA CON BAJO CONSUMO ELÉCTRICO
- ▶ **STACKABLE MACHINES. CONNECTION KIT ACCESSORY REQUIRED**  
MÁQUINAS APILABLES. KIT ACCESORIO DE CONEXIÓN REQUERIDO
- ▶ **THE INSTALLATION OF AN ANTI-SCALE FILTER IS ADVISED IN AREAS WITH MEDIUM OR HIGH LIMESCALE CONTENT (HARD WATER)**  
SE ACONSEJA LA INSTALACIÓN DE UN FILTRO ANTICAL EN CASO DE AGUAS CON CONTENIDO EN CAL MEDIO O ALTO (AGUAS DURAS)



	24 H	10°C	10°C	21°C	15°C			 <b>GALA 22gr</b> 35 (Ø) x 35 mm (H) <small>*Average dimensions Dimensiones promedio</small>
	(Kg)	(Kg)	(Kg)	(Kg)	(mm)	(mm)		
GALA MDP 150 A	163	145	Width 775	Depth 625	Height 805	Width 845	Depth 715	
GALA MDP 150 W	163	150						

#### ACCESSORIES ACCESORIOS

##### INCLUDED



##### OPTIONAL (NOT INCLUDED)



#### RECOMMENDED BINS DEPÓSITOS RECOMENDADOS

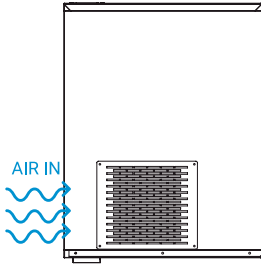


# TECHNICAL SCHEME ESQUEMA TÉCNICO

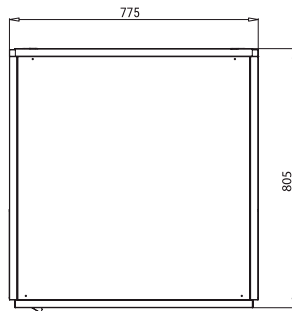
GALA MDP 150



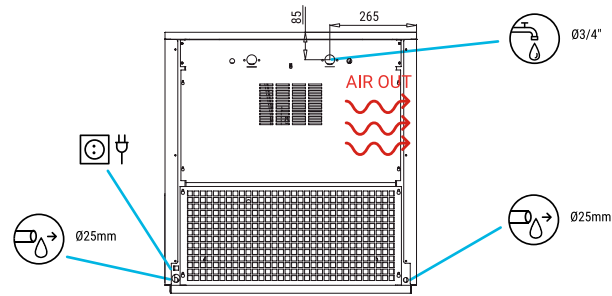
**RIGHT SIDE VIEW**  
VISTA LATERAL DERECHA



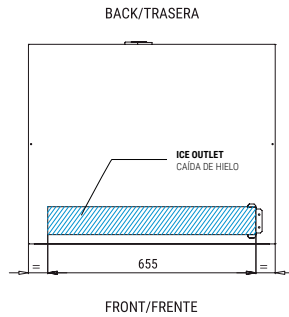
**FRONTAL VIEW**  
VISTA FRONTAL



**REAR VIEW**  
VISTA TRASERA



**CENTRAL CROSS SECTION VIEW OF THE BASE**  
VISTA DE LA BASE DESDE SECCIÓN CENTRAL



\* All measurements in mm.  
\* Todas las cotas en mm.

## OPERATING CONDITIONS CONDICIONES DE OPERACIÓN

PRODUCTION 50Hz PRODUCCIÓN 50 Hz

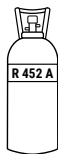
±10% V

10°C/43°C

5°C/38°C

1 bar/6 bar

84 Ice cubes/cycle



V	Hz	ph
230	50	1N



GALA MDP 150 AIR COOLED

°C °F	10° 50°	15° 60°	21° 70°	30° 86°
	10° 50°	163	161	142
21° 68°	151	145	130	106
32° 90°	138	136	116	92
43° 109°	104	102	83	59



GALA MDP 150 WATER COOLED

°C °F	10° 50°	15° 60°	21° 70°	30° 86°
	10° 50°	163	161	142
21° 68°	151	150	130	111
32° 90°	138	136	122	101
43° 109°	104	107	91	65

## MODELS MODELOS

	ASHRAE CONDITIONS CONDICIONES ASHRAE	(W)	(BTu/h)	(W) 43°C	(n.)	(mm <sup>2</sup> )	FUSE	100 Kg (Kwh)	(l/h)	HEAT REJECTED (W)	(BTu/h)	(Kg)	(Kg)	(m <sup>3</sup> )
GALA MDP 150 A		1.195	4.078	1.500	3	1,5	16	19	22	2.647	9.032	102	103	0,6
GALA MPD 150 W		1.195	4.078	1.500	3	1,5	16	18	84	2.647	9.032	102	103	0,6



ITV ICE MAKERS, S.L.  
POL. IND. SECTOR 13, AVDA. DELS HOSTALERS, 2  
46394 RIBARROJA DE TURIA, VALENCIA, SPAIN  
PHONE: +34 96 166 75 75 | FAX: +34 96 166 81 00  
info@itv.es | www.itv.es



SERVICE  
SERVICIO ASISTENCIA TÉCNICA  
service@itv.es  
Skype: ITV.Service  
+34 961 667 639  
8:00AM | 7:00PM



Subject to certain limitations  
and exclusions. Only spare parts.  
Sujeto a limitaciones y exclusiones.  
Solo piezas de repuesto.



9001  
14001

