

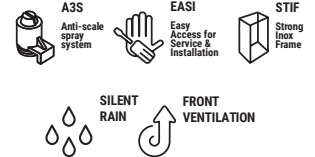
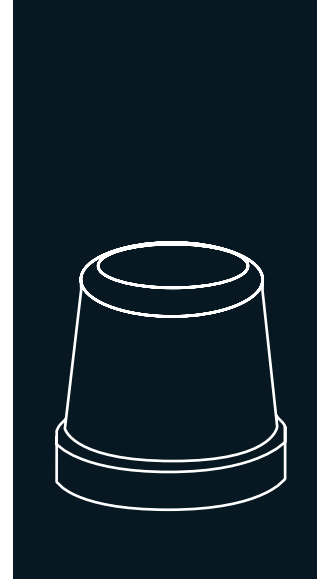
GALA MR400 REMOTE CONDENSER







THREE PHASE
400 V / 50 Hz

MODULAR ICE CUBE MACHINE WITH REMOTE CONDENSER

FEATURES CARACTERÍSTICAS

- ▶ **PRODUCES SOLID GOURMET CRYSTAL CLEAR ICE CUBES**
PRODUCE CUBITOS GOURMET MACIZOS Y CRISTALINOS
- ▶ **MACHINE WITH BIGGEST PRODUCTION IN ITS RANGE**
LA MÁQUINA DE MAYOR PRODUCCIÓN EN SU SEGMENTO
- ▶ **LOWEST ELECTRICITY CONSUMPTION, ONLY 18 KWH/100 KG ICE (DATA WITH 60 GR CUBE SIZE). THAT MEANS UNTIL 24% ELECTRICITY COST REDUCTION VS. OTHER MODELS IN THE MARKET**
EL MÁS BAJO CONSUMO ELÉCTRICO, SÓLO 18 KWH/100 KG DE HIELO (DATO MEDIDO CON EL CUBITO DE 60 GR). ESTO SUPONE UN GASTO DE ELECTRICIDAD HASTA UN 24% INFERIOR A OTROS MODELOS DEL MERCADO
- ▶ **LOWEST WATER CONSUMPTION, ONLY 1,68 L/KG ICE. THAT MEANS UNTIL 35% WATER COST REDUCTION VS. OTHER MODELS IN THE MARKET**
EL MÁS BAJO CONSUMO DE AGUA, SÓLO 1,68 L/KG HIELO. ESTO SUPONE UN 35% DE REDUCCIÓN DE GASTO EN AGUA RESPECTO A OTRAS MÁQUINAS DEL MERCADO
- ▶ **ELECTRONIC CONTROL MACHINE. IT ADAPTS CONTINUOUSLY TO ANY VARIATION OF AMBIENT AND WATER TEMPERATURES: ICE CUBES ARE ALWAYS IDENTICAL**
MÁQUINA CON CONTROL ELECTRÓNICO. SE ADAPTA CONTINUAMENTE A CUALQUIER VARIACIÓN DE TEMPERATURA AMBIENTE O DEL AGUA: LOS CUBITOS SON SIEMPRE IDÉNTICOS
- ▶ **EXTERNAL WARNING LIGHTS. EVERY OPERATION IS UNDER CONTROL**
TESTIGOS LUMINOSOS DE ALARMA. CADA OPERACIÓN SE TIENE BAJO CONTROL
- ▶ **CLEANING SWITCH ALLOWS AN EASY CLEANING TASK**
EL BOTÓN DE LIMPIEZA PERMITE UNA TAREA DE LIMPIEZA FÁCIL
- ▶ **LOWER PERFORMANCE LOSSES WITH HIGH AMBIENT TEMPERATURES THAN IN COMPACT MODELS**
MENORES PÉRDIDAS DE RENDIMIENTO CON ALTAS TEMPERATURAS QUE EN LOS MODELOS COMPACTOS
- ▶ **IT ALLOWS ITS LOCATION IN ENCLOSED AREAS WITHOUT VENTILATION**
PERMITE SU UBICACIÓN EN LUGARES CERRADOS SIN VENTILACIÓN
- ▶ **REMOTE CONDENSER PREPARED TO WORK OUTDOORS WITH CORROSION RESISTANT EPOXY COATING**
CONDENSADOR REMOTO PREPARADO PARA TRABAJAR A LA INTEMPERIE CON UN TRATAMIENTO DE RESINA EPOXI ANTICORROSIÓN



	 24 H	 10°C (Kg)	 15°C (Kg)	 (mm)	 (mm)
GALA MR 400 REMOTE		378	373	Width 1.321 Depth 638 Height 978	Width 1.410 Depth 740 Height 1.115
RC10S	-	-	-	Width 425 Depth 746 Height 566	Width 510 Depth 770 Height 700



GALA 23/30cc
35 (Ø) x 35 mm (H)
*Average dimensions Dimensiones promedio

ACCESSORIES ACCESORIOS

INCLUDED



WATER INLET FILTER GASKET
JUNTA DE FILTRO DE ENTRADA DE AGUA



WATER INLET HOSE
MANGUERA DE ENTRADA DE AGUA



WATER OUTLET HOSE
MANGUERA DE DESAGÜE

OPTIONAL (NOT INCLUDED)



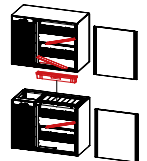
ANTI-LIMESCALE FILTER
FILTRO ANTICAL



PARTICLE FILTER
FILTRO ANTIPARTÍCULAS



ANTI LIMESCALE & ANTI-CHLORINE FILTER
XL TWIN CS112 FILTRO ANTICALORO Y ANTICAL XL TWIN CS112



STACKING KIT
KIT APILADO

RECOMMENDED BINS SILOS RECOMENDADOS



S500 + GALA MR400



SCD400 + GALA MR400



SCD600 + GALA MR400




SCD800 + GALA MR400

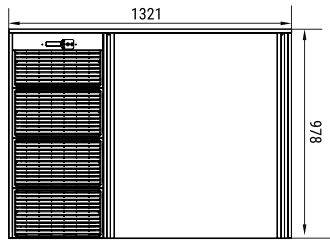
TECHNICAL SCHEME ESQUEMA TÉCNICO

GALA MR400 REMOTE CONDENSER

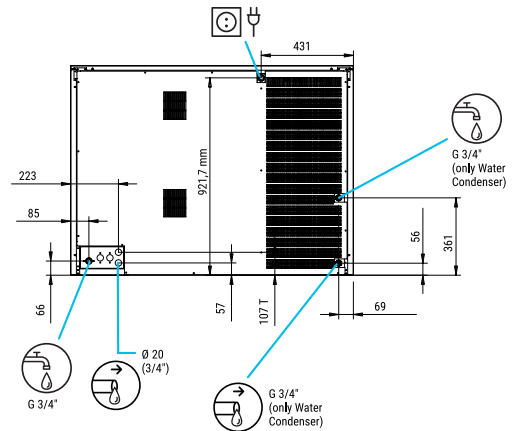
RIGHT SIDE VIEW
VISTA LATERAL DERECHA



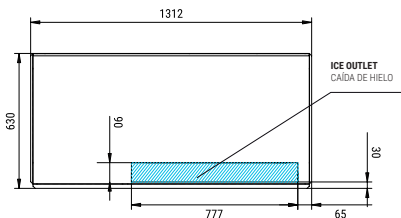
FRONTAL VIEW
VISTA FRONTAL



REAR VIEW
VISTA TRASERA

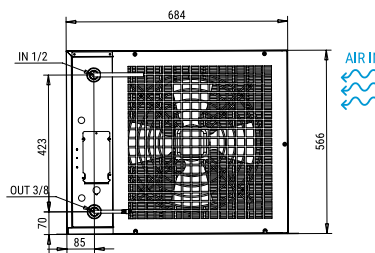


CENTRAL CROSS SECTION
VIEW OF THE BASE
VISTA DE LA BASE DESDE
SECCIÓN CENTRAL

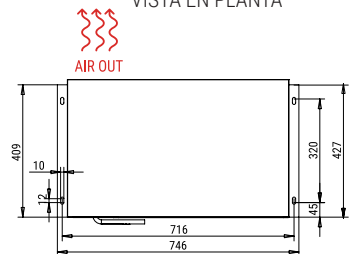


RC10S

RIGHT SIDE VIEW
VISTA LATERAL DERECHA



TOP VIEW
VISTA EN PLANTA



* All measurements in mm.
* Todas las cotas en mm.

OPERATING CONDITIONS CONDICIONES DE OPERACIÓN

PRODUCTION 50Hz PRODUCCIÓN 50 Hz

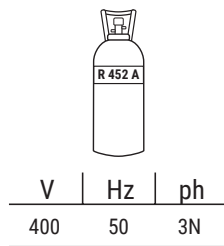
±10% V

10°C/43°C

5°C/38°C

1 bar/6 bar

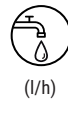
192 Ice cubes/cycle



GALA MR400 R AIR COOLED

	°C			
	10°	15°	21°	30°
	°F			
	50°	60°	70°	86°
10°	378	375	350	322
50°				
21°	375	373	345	320
68°				
32°	350	340	310	290
90°				
43°	330	320	285	260
109°				

MODELS MODELOS



Model	ASHRAE (W)	ASHRAE (BTU/h)	(W) 43°C	(n.)	(mm²)	FUSE	100 Kg (Kwh)	(l/h)	HEAT REJECTED (W)	HEAT REJECTED (BTU/h)	(Kg)	(Kg)	(m³)
GALA MR400 R A	13.500	46.064	3.350	5	2,5	16	21,3	34,6	8.613	29.389	158	178	1,16
RC10S	-	-	200	3	1,5	-	-	-	-	-	40	44	0,27



INDUSTRIA TÉCNICA VALENCIANA, S.A.
POL. IND. SECTOR 13, AVDA. DELS HOSTALERS, 2
46394 RIBARROJA DE TURIA, VALENCIA, SPAIN
PHONE: +34 96 166 75 75 | FAX: +34 96 166 81 00
info@itv.es | www.itv.es



SERVICE
SERVICIO ASISTENCIA TÉCNICA
service@itv.es
Skype: ITV.Service
+34 961 667 639
8:00AM | 7:00PM



Subject to certain limitations
and exclusions. Only spare parts.
Sujeto a limitaciones y exclusiones.
Solo piezas de repuesto.



SPRAY SYSTEM
SISTEMA DE DUCHAS